

# Butler Community College

---

Equity in Athletics Report

**July 1, 2023 through June 30, 2024**



## Table of Contents

Introduction .....	1
Background .....	1
Report Description .....	1
Registration .....	2
Identification .....	3
Equity Report	
EADA General .....	4
Screening Questions .....	5
Sports Selection .....	6
Athletics Participation .....	7
Head Coaches – Men’s Teams .....	8
Head Coaches – Women’s Teams .....	9
Head Coaches’ Salaries .....	10
Assistant Coaches – Men’s Teams .....	11
Assistant Coaches – Women’s Teams .....	12
Assistant Coaches’ Salaries .....	13
Athletically Related Student Aid .....	14
Recruiting Expenses .....	15
Operating (Game Day) Expenses .....	16
Total Expenses .....	17
Total Revenues .....	18
Summary .....	19
Error Report .....	20

## Introduction

Butler Community College (Butler) complies with the requirements of the Equity in Athletics Disclosure Act (EADA) by completing an annual report of participation rates, financial support, and other information on men's and women's intercollegiate athletic programs. The Butler Equity in Athletics Report is available via the following:

- Butler website at <http://www.butlercc.edu/info/201162/research--and--institutional-effectiveness/590/student-right-to-know-data>
- U.S. Department of Education, Office of Postsecondary Education, EADA Survey website at <http://ope.ed.gov/athletics>
- By contacting the Athletic Department for a printed copy at (316) 322-3202

## Background

The EADA requires co-educational institutions of postsecondary education, who participate in Title IV (federal student financial assistance program) and have an intercollegiate athletic program, to prepare an annual report to the U.S. Department of Education. Included in the report is athletic participation, staffing, and its revenues and expenses by men's and women's athletic teams. The U.S. Department of Education will use this information when they prepare their required gender equity in intercollegiate athletics report for Congress.

## Report Description

This document describes Butler's varsity sports program and the resources Butler provides to its teams. The information below is for the year starting July 1, 2023 and ending June 30, 2024.

Butler's Athletic Director is Todd Carter. He can be contacted for information at

Butler Community College  
901 South Haverhill Road  
El Dorado, KS 67042  
(316)322-3201  
[tcarter@butlercc.edu](mailto:tcarter@butlercc.edu)

The following is the data as reported to the U.S. Department of Education, Office of Postsecondary Education.

Note: There were a total of 59 athletes who participated in multiple varsity sports, 39 Men and 20 Women.

- 1) XC, Indoor Track, & Outdoor Track: 8 Men & 8 Women
- 2) Indoor & Outdoor Track: 29 Men & 11 Women
- 3) XC Only: 2 Men & 1 Women

# Registration

[screen instructions](#)

This screen should contain the name and contact information of the primary person who will enter the survey data. Review the screen and make changes, if necessary.

 Primary User ID: E1548001

First Name

Last Name

Title

Address 1

Address 2 (Optional)

City

State

ZIP Code

Phone

Extension (Optional)

Fax (Optional)

E-mail Address

Confirm E-mail Address *(Confirm)*


Comment

*\* Please use this box if you would like to provide additional contact information such as a cell phone number or the best time to reach you if there are questions about your survey. Also, if the person listed above is not the person who enters the data, please provide the name and contact information for the person who enters the data. This information is for the survey help desk staff only. It will not be seen by the public.*

 [Click here for Registration Certificate](#)

UPDATE

NEXT

 **Success** Registration has been updated successfully.

## Help

(888) 233-5421  
eadahelp@westat.com

[User's Guide \(Survey Instructions\)](#)

[Glossary of Terms](#)

[Chief Executive Letter](#)

[2023 Post Collection Memo](#)

[Worksheets](#)

[Privacy Statement](#)

[Help Desk E-mails](#)

## Printable Forms

[Institution Information](#)

[Blank Survey Forms](#)

[Survey Data](#)

[Survey Navigation](#) > Identification

# Identification

 [screen instructions](#)

Please enter/review all applicable information. You cannot change the hard-coded name of your institution on this screen. If the name has changed, it will be changed on subsequent surveys after notification from your institution's accrediting agency.

## Update Status

Date Completed: 10/2/2024 Updated

## General Information

Institution Name : Butler Community College

Address 1

901 S Haverhill Rd 

Address 2 (Optional)

City	State	ZIP Code
El Dorado	Kansas ▾	67042-3280

Phone	Extension (Optional)
(316) 321-2222	

Institution Name Alias (Optional)

Butler CC

## Athletic Department

Athletic Director Name

Todd Carter

Address 1

901 S HAVERHILL RD 

Address 2 (Optional)

City	State	ZIP Code
EL DORADO	Kansas ▾	670423280

Phone	Extension (Optional)
(316) 322-3201	

## Chief Administrative Officer

Admin Name


Dr. Kim Krull

Title

President

Admin Email

kkrull@butlercc.edu

Phone	Extension (Optional)	Fax (Optional)
(316) 322-3100 		

## EADA General

### Designated Reporting Year

*\*Note: The reporting period must be 12 months. The dates for the reporting year should be consistent from year to year.*

Begins:

Ends:

/ 2023

/ 2024

### Number of Full-time Undergraduates by Gender

The numbers below were reported on your institution's 2023-24 IPEDS Survey and should not be changed unless they were reported incorrectly to IPEDS. The numbers indicate the full-time certificate or degree-seeking total. If the numbers are incorrect, please call the EADA Help Desk.

	Number	Percent
Male full-time undergraduates	1108	42%
Female full-time undergraduates	1516	58%
Total full-time undergraduates	2624	100%

### Athletic Sanctioning Body for the Designated Reporting Year (select one):

- NCAA Division I-FBS
- NCAA Division I-FCS
- NCAA Division I without football
- NCAA Division II with football
- NCAA Division II without football
- NCAA Division III with football
- NCAA Division III without football
- NAIA Division I
- NAIA Division II
- NJCAA Division I
- NJCAA Division II
- NJCAA Division III
- NCCAA Division I
- NCCAA Division II
- CCCAA
- NWAC
- USCAA
- Independent
- Other

Other Description:

[UPDATE](#)

[RETURN TO SURVEY NAVIGATION](#)

# Screening Questions

[screen instructions](#)

Please answer these questions carefully as your responses will determine which subsequent data entry screens are appropriate for your institution.

## 1. How will you report Operating (Game-day) Expenses?

- By Team       Per Participant

## 2. Select the type of varsity sports teams at your institution.

- Men's Teams  
 Women's Teams  
 Coed Teams

## 3. Do any of your teams have assistant coaches?

- Yes  
 Men's Teams  
 Women's Teams  
 Coed Teams  
 No

If you save the data on this screen, then return to the screen to make changes, note the following:

- 1) If you select an additional type of team remember to include associated data for that type of team on subsequent screens;
- 2) If you delete a type of team but have already entered associated data on other screens, all associated data for that type of team will be deleted from subsequent screens. However, because the survey system has to recalculate the totals, you must re-save every screen.

# Sports Selection - Men's and Women's Teams

[screen instructions](#)

Select the varsity sports teams at your institution.

Sport	Men's	Women's	Sport	Men's	Women's
Archery	<input type="checkbox"/>	<input type="checkbox"/>	Badminton	<input type="checkbox"/>	<input type="checkbox"/>
Baseball	<input checked="" type="checkbox"/>		Basketball	<input checked="" type="checkbox"/>	<input checked="" type="checkbox"/>
Beach Volleyball	<input type="checkbox"/>	<input type="checkbox"/>	Bowling	<input type="checkbox"/>	<input type="checkbox"/>
Cross Country	<input type="checkbox"/>	<input type="checkbox"/>	Diving	<input type="checkbox"/>	<input type="checkbox"/>
Equestrian	<input type="checkbox"/>	<input type="checkbox"/>	Fencing	<input type="checkbox"/>	<input type="checkbox"/>
Field Hockey		<input type="checkbox"/>	Football	<input checked="" type="checkbox"/>	
Golf	<input type="checkbox"/>	<input type="checkbox"/>	Gymnastics	<input type="checkbox"/>	<input type="checkbox"/>
Ice Hockey	<input type="checkbox"/>	<input type="checkbox"/>	Lacrosse	<input type="checkbox"/>	<input type="checkbox"/>
Rifle	<input type="checkbox"/>	<input type="checkbox"/>	Rodeo	<input type="checkbox"/>	<input type="checkbox"/>
Rowing	<input type="checkbox"/>	<input type="checkbox"/>	Sailing	<input type="checkbox"/>	<input type="checkbox"/>
Skiing	<input type="checkbox"/>	<input type="checkbox"/>	Soccer	<input type="checkbox"/>	<input checked="" type="checkbox"/>
Softball		<input checked="" type="checkbox"/>	Squash	<input type="checkbox"/>	<input type="checkbox"/>
Swimming	<input type="checkbox"/>	<input type="checkbox"/>	Swimming and Diving (combined)	<input type="checkbox"/>	<input type="checkbox"/>
Synchronized Swimming		<input type="checkbox"/>	Table Tennis	<input type="checkbox"/>	<input type="checkbox"/>
Team Handball	<input type="checkbox"/>	<input type="checkbox"/>	Tennis	<input type="checkbox"/>	<input type="checkbox"/>
Track and Field (Indoor)	<input type="checkbox"/>	<input type="checkbox"/>	Track and Field (Outdoor)	<input type="checkbox"/>	<input type="checkbox"/>
Track and Field and Cross Country (combined)	<input checked="" type="checkbox"/>	<input checked="" type="checkbox"/>	Volleyball	<input type="checkbox"/>	<input checked="" type="checkbox"/>
Water Polo	<input type="checkbox"/>	<input type="checkbox"/>	Weight Lifting	<input type="checkbox"/>	<input type="checkbox"/>
Wrestling	<input type="checkbox"/>	<input type="checkbox"/>	Other Varsity Sports (Specify sports in the caveat box.)*	<input type="checkbox"/>	<input type="checkbox"/>

**Caveat (Specify Other Varsity Sports):**

\*Use the caveat to list the "Other Varsity Sports" if you checked the box above. You should only include intercollegiate varsity sports in your EADA disclosures.

\*The caveat on this screen is for internal use and does not appear on the EADA Dissemination Website (public site). If you want information to appear on the public site, enter it on the Athletic Participation screen.

If you save the data on this screen, then return to the screen to make changes, note the following:  
 1) If you select an additional team remember to include associated data for that sport on subsequent screens;  
 2) If you delete a sport but have already entered associated data on other screens, all associated data for that sport will be deleted from subsequent screens. However, because the survey system has to recalculate the totals, you must re-save every screen.



# Athletics Participation - Men's and Women's Teams

[worksheets](#) [screen instructions](#)

Enter the number of participants as of the day of the first scheduled contest.

Varsity Teams	Men's Teams	Women's Teams
Baseball	<input type="text" value="41"/>	
Basketball	<input type="text" value="15"/>	<input type="text" value="11"/>
Football	<input type="text" value="78"/>	
Soccer		<input type="text" value="26"/>
Softball		<input type="text" value="22"/>
Track and Field and Cross Country (combined)	<input type="text" value="84"/>	<input type="text" value="47"/>
Track and Field (Indoor)	<input type="text" value="37"/>	<input type="text" value="19"/>
Track and Field (Outdoor)	<input type="text" value="37"/>	<input type="text" value="19"/>
Cross Country	<input type="text" value="10"/>	<input type="text" value="9"/>
Volleyball		<input type="text" value="15"/>
<b>Total Participants Men's and Women's Teams</b>	<input type="text" value="218"/>	<input type="text" value="121"/>
<b>Unduplicated Count of Participants</b> <small>(This is a head count. If an individual participates on more than one team, count that individual only once on this line.)</small>	<input type="text" value="173"/>	<input type="text" value="94"/>

**CAVEAT**  
 \*For each men's or women's team that includes opposite sex participants, specify the number of male and the number of female students on that team in this caveat box. This does not apply for coed teams.  
 \*If you selected **Other Sports**, specify which team(s) are included.  
 \*Additionally, provide any other clarifying information here.

Note: There were a total of 59 athletes who participated in multiple varsity sports, 39 Men and 20 Women.  
 1) XC, Indoor Track, Outdoor Track: 8 Men & 8 Women  
 2) Indoor & Outdoor Track: 29 Men & 11 Women  
 3) XC only: 2 Men & 1 Women

If you save the data on this screen, then return to the screen to make changes, please note you must re-save every screen because the survey system has to recalculate the totals.

# Head Coaches - Men's Teams

[screen instructions](#)

For each men's team, indicate whether the head coach is male or female, was assigned to the team on a full-time or part-time basis, and whether the coach was employed by the institution on a full-time basis or on a part-time or volunteer basis, by entering a 1 in the appropriate field.

The Swimming and Diving (combined) fields allow up to 2 head coaches. The Track and Field and Cross Country (combined) fields allow up to 3.

## Male Head Coaches

## Female Head Coaches

Varsity Teams	Male Head Coaches				Female Head Coaches				Total Head Coaches
	Assigned to Team on a Full-Time Basis	Assigned to Team on a Part-Time Basis	Full-Time Institution Employee	Part-Time Institution Employee or Volunteer	Assigned to Team on a Full-Time Basis	Assigned to Team on a Part-Time Basis	Full-Time Institution Employee	Part-Time Institution Employee or Volunteer	
Baseball	<input type="text" value="1"/>	<input type="text"/>	<input type="text" value="1"/>	<input type="text"/>	<input type="text"/>	<input type="text"/>	<input type="text"/>	<input type="text"/>	<input type="text" value="1"/>
Basketball	<input type="text" value="1"/>	<input type="text"/>	<input type="text" value="1"/>	<input type="text"/>	<input type="text"/>	<input type="text"/>	<input type="text"/>	<input type="text"/>	<input type="text" value="1"/>
Football	<input type="text" value="1"/>	<input type="text"/>	<input type="text" value="1"/>	<input type="text"/>	<input type="text"/>	<input type="text"/>	<input type="text"/>	<input type="text"/>	<input type="text" value="1"/>
Track and Field and Cross Country (combined)	<input type="text"/>	<input type="text" value="1"/>	<input type="text" value="1"/>	<input type="text"/>	<input type="text"/>	<input type="text"/>	<input type="text"/>	<input type="text"/>	<input type="text" value="1"/>
<b>Coaching Position Totals</b>	<input type="text" value="3"/>	<input type="text" value="1"/>	<input type="text" value="4"/>	<input type="text" value="0"/>	<input type="text" value="0"/>	<input type="text" value="0"/>	<input type="text" value="0"/>	<input type="text" value="0"/>	<input type="text" value="4"/>

CAVEAT

# Head Coaches - Women's Teams

[screen instructions](#)

For each women's team, indicate whether the head coach is male or female, was assigned to the team on a full-time or part-time basis, and whether the coach was employed by the institution on a full-time basis or on a part-time or volunteer basis, by entering a 1 in the appropriate field. The Swimming and Diving (combined) fields allow up to 2 head coaches. The Track and Field and Cross Country (combined) fields allow up to 3.

**Male Head Coaches**

**Female Head Coaches**

Varsity Teams	Male Head Coaches				Female Head Coaches				Total Head Coaches
	Assigned to Team on a Full-Time Basis	Assigned to Team on a Part-Time Basis	Full-Time Institution Employee	Part-Time Institution Employee or Volunteer	Assigned to Team on a Full-Time Basis	Assigned to Team on a Part-Time Basis	Full-Time Institution Employee	Part-Time Institution Employee or Volunteer	
Basketball	<input type="text" value="1"/>	<input type="text"/>	<input type="text" value="1"/>	<input type="text"/>	<input type="text"/>	<input type="text"/>	<input type="text"/>	<input type="text"/>	<input type="text" value="1"/>
Soccer	<input type="text" value="1"/>	<input type="text"/>	<input type="text" value="1"/>	<input type="text"/>	<input type="text"/>	<input type="text"/>	<input type="text"/>	<input type="text"/>	<input type="text" value="1"/>
Softball	<input type="text"/>	<input type="text"/>	<input type="text"/>	<input type="text"/>	<input type="text" value="1"/>	<input type="text"/>	<input type="text" value="1"/>	<input type="text"/>	<input type="text" value="1"/>
Track and Field and Cross Country (combined)	<input type="text"/>	<input type="text" value="1"/>	<input type="text" value="1"/>	<input type="text"/>	<input type="text"/>	<input type="text"/>	<input type="text"/>	<input type="text"/>	<input type="text" value="1"/>
Volleyball	<input type="text"/>	<input type="text"/>	<input type="text"/>	<input type="text"/>	<input type="text" value="1"/>	<input type="text"/>	<input type="text" value="1"/>	<input type="text"/>	<input type="text" value="1"/>
<b>Coaching Position Totals</b>	<input type="text" value="2"/>	<input type="text" value="1"/>	<input type="text" value="3"/>	<input type="text" value="0"/>	<input type="text" value="2"/>	<input type="text" value="0"/>	<input type="text" value="2"/>	<input type="text" value="0"/>	<input type="text" value="5"/>

Female Head Coaches Full-Time Institution Team

CAVEAT

# Head Coaches' Salaries - Men's and Women's Teams

[worksheets](#) [screen instructions](#)

Enter only salaries and bonuses that your institution pays head coaches as compensation for coaching. Do not include benefits on this screen.  
Do not include volunteer coaches in calculating the average salary and the Full-Time Equivalent (FTE) Total.  
For help calculating the FTE total click on the Instructions link on this screen.

	Men's Teams	Women's Teams
Average Annual Institutional Salary per Head Coaching Position <i>(for coaching duties only)</i>	58,831	55,632
Number of Head Coaching Positions Used to Calculate the Average	4	5
Number of Volunteer Head Coaching Positions <i>(Do not include these coaches in your salary or FTE calculations.)</i>		
Average Annual Institutional Salary per Full-time equivalent (FTE)	60,494	62,089
Sum of Full-Time Equivalent (FTE) Positions Used to Calculate the Average	3.89	4.48

CAVEAT

# Assistant Coaches - Men's Teams

[screen instructions](#)

For each men's team, indicate whether the assistant coach is male or female, was assigned to the team on a full-time or part-time basis, and whether the coach was employed by the institution on a full-time basis or on a part-time or volunteer basis, by entering a 1 in the appropriate field.

### Male Assistant Coaches

### Female Assistant Coaches

Varsity Teams	Assigned to Team on a Full-Time Basis	Assigned to Team on a Part-Time Basis	Full-Time Institution Employee	Part-Time Institution Employee or Volunteer	Assigned to Team on a Full-Time Basis	Assigned to Team on a Part-Time Basis	Full-Time Institution Employee	Part-Time Institution Employee or Volunteer	Total Assistant Coaches
Baseball	1	1	1	1					2
Basketball	1		1						1
Football	5	2	5	2					7
Track and Field and Cross Country (combined)		1	1						1
Coaching Position Totals	7	4	8	3	0	0	0	0	11

CAVEAT

# Assistant Coaches - Women's Teams

[screen instructions](#)

For each women's team, indicate whether the assistant coach is male or female, was assigned to the team on a full-time or part-time basis, and whether the coach was employed by the institution on a full-time basis or on a part-time or volunteer basis, by entering a 1 in the appropriate field.

### Male Assistant Coaches

### Female Assistant Coaches

Varsity Teams	Assigned to Team on a Full-Time Basis	Assigned to Team on a Part-Time Basis	Full-Time Institution Employee	Part-Time Institution Employee or Volunteer	Assigned to Team on a Full-Time Basis	Assigned to Team on a Part-Time Basis	Full-Time Institution Employee	Part-Time Institution Employee or Volunteer	Total Assistant Coaches
Basketball					1		1		1
Soccer	1	1	1	1					2
Softball					1		1		1
Track and Field and Cross Country (combined)		1	1						1
Volleyball					1		1		1
Coaching Position Totals	1	2	2	1	3	0	3	0	6

CAVEAT

# Assistant Coaches' Salaries - Men's and Women's Teams

[worksheets](#) [screen instructions](#)

Enter only salaries and bonuses that your institution pays assistant coaches as compensation for coaching. Do not include benefits on this screen.

Do not include volunteer coaches in calculating the average salary and the Full-Time Equivalent (FTE) Total.

For help calculating the FTE total click on the Instructions link on this screen.

	Men's Teams	Women's Teams
Average Annual Institutional Salary per Assistant Coaching Position (for coaching duties only)	33,856	34,856
Number of Assistant Coaching Positions Used to Calculate the Average	11	6
Number of Volunteer Assistant Coaching Positions (Do not include these coaches in your salary or FTE calculations.)		
Average Annual Institutional Salary per Full-time equivalent (FTE)	45,087	44,783
Sum of Full-Time Equivalent (FTE) Positions Used to Calculate the Average	8.26	4.67

CAVEAT

# Athletically Related Student Aid - Men's and Women's Teams

[worksheets](#) [screen instructions](#)

Athletically related student aid is any scholarship, grant, or other form of financial assistance, offered by an institution, the terms of which require the recipient to participate in a program of intercollegiate athletics at the institution. Other student aid, of which a student-athlete simply happens to be the recipient, is not athletically related student aid. If you do not have any aid to report, enter a 0.

	Men's Teams	Women's Teams	Total
Amount of Aid	1,226,004	582,331	1,808,335
Ratio (percent)	68	32	100%

CAVEAT



# Recruiting Expenses - Men's and Women's Teams

 [worksheets](#)  [screen instructions](#)

Recruiting expenses are all expenses an institution incurs attributable to recruiting activities. This includes, but is not limited to, expenses for lodging, meals, telephone use, and transportation (including vehicles used for recruiting purposes) for both recruits and personnel engaged in recruiting, and other expenses for official and unofficial visits, and all other expenses related to recruiting. If you do not have any recruiting expenses to report, enter a 0.

	Men's Teams	Women's Teams	Total
Total	<input type="text" value="47,088"/>	<input type="text" value="11,115"/>	<input type="text" value="58,203"/>

CAVEAT

# Operating (Game-Day) Expenses - Men's and Women's Teams by Team

[worksheets](#) [screen instructions](#)

Operating expenses are all expenses an institution incurs attributable to home, away, and neutral-site intercollegiate athletic contests (commonly known as "game-day expenses"), for (A) Lodging, meals, transportation, uniforms, and equipment for coaches, team members, support staff (including, but not limited to team managers and trainers), and others; and (B) Officials.

For a sport with a men's team and a women's team that have a combined budget, click here for special instructions.

Report actual numbers, not budgeted or estimated numbers. Please do not round beyond the next dollar.

Varsity Teams	Men's Teams			Women's Teams			Total Operating Expenses
	Participants	Operating Expenses per Participant	By Team	Participants	Operating Expenses per Participant	By Team	
Basketball	15	1,889	28,340	11	1,875	20,630	48,970
Football	78	1,090	85,013				85,013
Baseball	41	838	34,363				34,363
Soccer				26	607	15,780	15,780
Softball				22	1,570	34,531	34,531
Track and Field and Cross Country (combined)	84	434	36,428	47	397	18,681	55,109
Volleyball				15	1,881	28,212	28,212
<b>Total Operating Expenses Men's and Women's Teams</b>	218		184,144	121		117,834	301,978

CAVEAT

**Note: This screen is for game-day expenses only.**

# Total Expenses - Men's and Women's Teams [worksheets](#) [screen instructions](#)

Enter all expenses attributable to intercollegiate athletic activities. This includes appearance guarantees and options, athletically related student aid, contract services, equipment, fundraising activities, operating expenses, promotional activities, recruiting expenses, salaries and benefits, supplies, travel, and any other expenses attributable to intercollegiate athletic activities.

Report actual numbers, not budgeted or estimated numbers. Please do not round beyond the next dollar.

Varsity Teams	Men's Teams	Women's Teams	Total
Basketball	405,229	347,719	752,948
Football	1,567,647		1,567,647
Baseball	469,610		469,610
Soccer		335,804	335,804
Softball		311,847	311,847
Track and Field and Cross Country (combined)	343,093	222,015	565,108
Volleyball		328,976	328,976
Total Expenses of all Sports, Except Football and Basketball, Combined	812,703	1,198,642	2,011,345
Total Expenses Men's and Women's Teams	2,785,579	1,546,361	4,331,940
Not Allocated by Gender/Sport (Expenses not attributable to a particular sport or sports)			1,145,158
<b>Grand Total Expenses</b>			<b>5,477,098</b>

CAVEAT

# Total Revenues - Men's and Women's Teams [worksheets](#) [screen instructions](#)

Your total revenues must cover your total expenses.

Enter all revenues attributable to intercollegiate athletic activities. This includes revenues from appearance guarantees and options, an athletic conference, tournament or bowl games, concessions, contributions from alumni and others, institutional support, program advertising and sales, radio and television, royalties, signage and other sponsorships, sport camps, state or other government support, student activity fees, ticket and luxury box sales, and any other revenues attributable to intercollegiate athletic activities.

Report actual numbers, not budgeted or estimated numbers. Please do not round beyond the next dollar.


Varsity Teams	Men's Teams	Women's Teams	Total
Basketball	402,627	353,890	756,517
Football	1,528,421		1,528,421
Baseball	500,081		500,081
Soccer		334,122	334,122
Softball		316,371	316,371
Track and Field and Cross Country (combined)	328,264	218,165	546,429
Volleyball		354,328	354,328
Total Revenues of all Sports, Except Football and Basketball, Combined	828,345	1,222,986	2,051,331
Total Revenues Men's and Women's Teams	2,759,393	1,576,876	4,336,269
Not Allocated by Gender/Sport (Revenues not attributable to a particular sport or sports)			1,456,368
<b>Grand Total for all Teams</b> (includes by team and not allocated by gender/sport)			<b>5,792,637</b>

CAVEAT

# Summary - Men's and Women's Teams

 [worksheets](#)  [screen instructions](#)

**Your Grand Total Revenues must be equal to or greater than your Grand Total Expenses or you will not be able to lock your survey.**

	Men's Teams	Women's Teams	Total
1 <u>Total of Head Coaches' Salaries</u>	235,324	278,160	513,484
2 <u>Total of Assistant Coaches' Salaries</u>	372,416	209,136	581,552
3 <u>Total Salaries (Lines 1+2)</u>	607,740	487,296	1,095,036
4 <u>Athletically Related Student Aid</u>	1,226,004	582,331	1,808,335
5 <u>Recruiting Expenses</u>	47,088	11,115	58,203
6 <u>Operating (Game-Day) Expenses</u>	184,144	117,834	301,978
7 <u>Summary of Subset Expenses (Lines 3+4+5+6)</u>	2,064,976	1,198,576	3,263,552
8 <u>Total Expenses for Teams</u>	2,785,579	1,546,361	4,331,940
9 <u>Total Expenses for Teams Minus Subset Expenses (Line 8 – Line 7)</u>	720,603	347,785	1,068,388
10 <u>Not Allocated Expenses</u>			1,145,158
11 <u>Grand Total Expenses (Lines 8+10)</u>			5,477,098
12 <u>Total Revenues for Teams</u>	2,759,393	1,576,876	4,336,269
13 <u>Not Allocated Revenues</u>			1,456,368
14 <u>Grand Total Revenues (Lines 12+13)</u>			5,792,637
15 <u>Total Revenues for Teams minus Total Expenses for Teams (Line 12-Line 8)</u>	-26,186	30,515	4,329
16 <u>Grand Total Revenues Minus Grand Total Expenses (Line 14- Line 11)</u>			 315,539

To return to a data entry screen, click on the link in the [Navigation Menu](#).  
To proceed to the Supplemental Information screen, click on the link in the [Navigation Menu](#) or click on the "Next" button on this screen.


[Navigation Menu](#) > Error Report

# Error Report

 [screen instructions](#)

All errors must be resolved before the survey can be locked.

## Summary - Men's and Women's Teams

SEVERITY	ERROR DESCRIPTION	RESOLVED	OPTIONS
 Explanation	<p>You have indicated that your athletics department had money remaining after expenses were paid. In the box immediately below, please confirm that the money remained in the athletics department rather than being turned over to the institution.</p> <p><i>Reason: Each sport has their own agency account were any money left over at the end of each year is rolled over into the next fiscal year for them to use.</i></p>	Yes	<p><b>ERROR SCREEN</b></p> <p><a href="#">Revenues M W</a>  <a href="#">Expenses M W</a>  <a href="#">Summary M W</a></p> <p>EDIT EXPLANATION</p>

[BACK TO SURVEY NAVIGATION](#)

## Help

(888) 233-5421  
eadahelp@westat.com

[User's Guide \(Survey Instructions\)](#)

[Glossary of Terms](#)

[Chief Executive Letter](#)

[2023 Post Collection Memo](#)

[Worksheets](#)

[Privacy Statement](#)

[Help Desk E-mails](#)

## Printable Forms

[Institution Information](#)

[Blank Survey Forms](#)

[Survey Data](#)